



TOOL HANGER KIT

P/N K5009

INSTALLATION INSTRUCTIONS




For additional assistance call 888-514-0083 between 8AM-5PM EST or email: info@pactoolmounts.com

CAUTION

To avoid the risk of personal injury, property damage or product damage, please use the included fasteners for mounting.

- * The bracket must be securely mounted to a stable surface and material.
- * When mounting bracket to PAC TRAC aluminum products **P/N 7000, P/N 7020, P/N 7040, P/N 7050** with the included Trac Lok inserts **P/N 7016**, torque the screws to a maximum 15 in-lbs.
- * PAC recommends regular and frequent inspections to be certain of proper operation and installation.



STANDARD MTG. HARDWARE		QTY
 P/N 2031	¼-20 x 1 S.S. S.S. Flat Head Screw	2
 P/N 2069LN	¼-20 Nylon Locking Nut	4
 P/N 3017	¼-20 x 1 S.S. S.S. Pan Head Screw	2

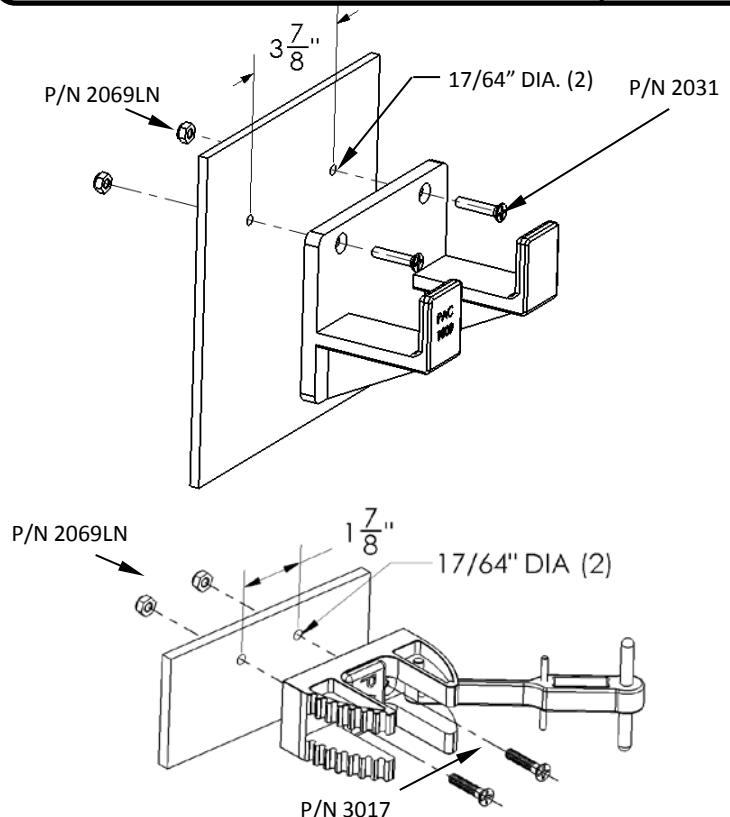


FIGURE 1
(Thru Mounting Method)



TOOL HANGER KIT- PT P/N K5009 INSTALLATION INSTRUCTIONS




For additional assistance call 888-514-0083 between 8AM-5PM EST or email: info@pactoolmounts.com



CAUTION

To avoid the risk of personal injury, property damage or product damage, please use the included fasteners for mounting.

- * The bracket must be securely mounted to a stable surface and material.
- * When mounting bracket to PAC TRAC aluminum products **P/N 7000, P/N 7020, P/N 7040, P/N 7050** with the included Trac Lok inserts **P/N 7016**, torque the screws to a maximum 15 in-lbs.
- * PAC recommends regular and frequent inspections to be certain of proper operation and installation.



PAC TRAC MTG. HARDWARE			QTY
	P/N 2043	#10-24 x 1 S.S. Flat Head Screw	2
	P/N 2054	#10 S.S. Washer	2
	P/N 7016	TRAC LOK INSERT	2

PAC TRAC MTG. HARDWARE			QTY
	P/N 2046	#10-24 x 1 S.S. S.S. Pan Head Screw	2
	P/N 7016	TRAC LOK INSERT	2

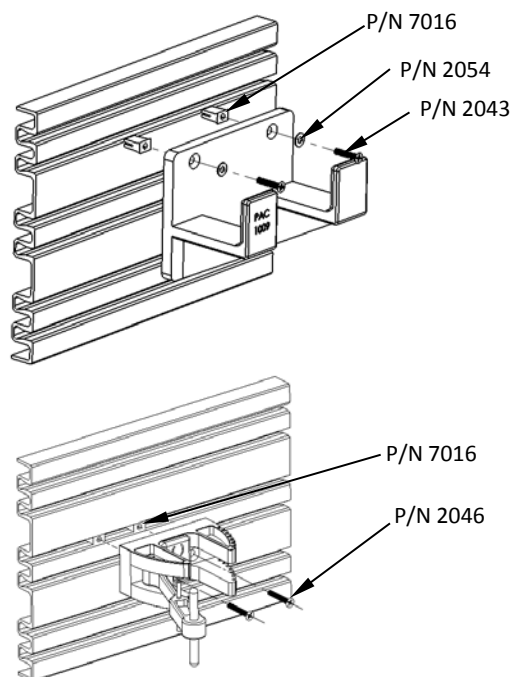


FIGURE 2
(PAC TRAC Mounting)